



CUSTOMIZE EVERY INSTALL TO SATISFY  
EVERY HOMEOWNER



PRO1 Technologies

## ***Exclusively For Professionals***

At PRO1 we pride ourselves in being the “Friend of the Trade.” Every feature in our thermostats is designed to make an installer’s life easier. We believe that algorithms in staging restrict the technician’s ability to customize installs and troubleshoot complications. At PRO1 we control all our cycles and staging solely by time and temperature.

| [www.pro1iaq.com](http://www.pro1iaq.com)

# Customize Installs Like a PRO

Simple. Affordable. Professional.

No two installs are alike. Each building, heating and cooling system and homeowner is unique. At PRO1, we give you the tools to customize each install to tailor to the needs of your customers.

The Swing Settings, Satisfy Setpoint, and Staging Delay give you the ability to maximize Comfort, Efficiency, and Equipment Longevity better than any other thermostat manufacturer on the planet. Balancing these three variables based on the priority of the homeowner is the best way to control any HVAC system. The chart below illustrates how these features are used to accommodate their needs.



## Variables

### Comfort

Comfort is very individualized and a key variable used in balancing an HVAC system to satisfy a homeowner. Adding comfort to a home is the primary purpose of a heating and cooling system. However, maximizing comfort can compromise the efficiency of the system.

### Efficiency

With the average household spending more than \$2000 a year on energy bills, balancing this variable is important to many people. Our features allow you to customize dependent upon the type of system, equipment abilities, energy sources, and desired results.

### Equipment Longevity

Cycling the system on and off frequently reduces the lifespan of the equipment. Increasing length of run times will increase the amount of time before your system needs to be replaced.

	Comfort	Efficiency	Equipment Longevity
<b>Swing Setting</b> 0.2° - 2.0°	Maximized by <b>SMALL</b> swings.	Maximized by <b>LARGE</b> swings.	Maximized by <b>LARGE</b> swings.
<b>Satisfy Setpoint</b> ON or OFF	Maximized when <b>ON</b> .	Maximized when <b>OFF</b> .	Maximized when <b>ON</b> .
<b>Staging Delay</b> OFF, 5, 10, 15, 30, 45, 60, 90	Maximized when <b>OFF</b> .	Maximized by <b>LONG</b> delay.	Maximized by <b>LONG</b> delay.

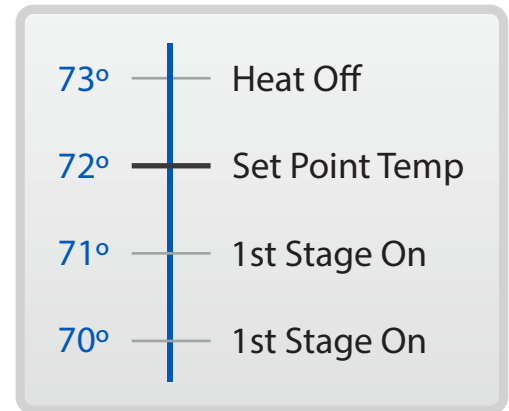
## Swing Setting

---

All PRO1 thermostats have separate, adjustable swing settings for heat and cool. They are adjustable from 0.2° to 2° in increments of 0.1°. The temperature swings below and above the setpoint.

### Swing Setting - In all Models

This feature allows the user to choose how close the system will stay within the setpoint temperature. A small swing will maximize comfort while a large swing maximizes efficiency. The example on the right illustrates a two stage system in heat with a 72° setpoint temperature and a 1° swing. The first stage energizes at 71°. If needed, auxiliary will energize at 70°. The system will not shut off until 1° above setpoint at 73°.



## Featuring


---



### T855iSH

Universal - WIFI  
Residential/Light Commercial  
Up to 5 Heat, 3 Cool Heat Pump  
Up to 2 Heat, 2 Cool Conventional  
7 Day or Non-Programmable  
Hardwire Only


- Exclusively for HVAC professionals.
- Compatible with every PRO1 subbase.



### T751

Universal  
Residential  
Up to 4 Heat, 2 Cool Heat Pump  
Up to 2 Heat, 2 Cool Conventional  
Non-Programmable  
Battery or Hardwire

- Exclusively for HVAC professionals.
- Compatible with any 3H/2C Heat Pump or 1H/1C Conventional PRO1 subbase.



### T721i

Heat Pump/Conventional - WIFI  
Residential  
2 Heat, 1 Cool Heat Pump  
1 Heat, 1 Cool Conventional  
7 Day, 5/1/1, or Non-Programmable Through App  
Hardwire Only

- Exclusively for HVAC professionals.
- Compatible with any 2H/1C Heat Pump or 1H/1C Conventional PRO1 subbase.

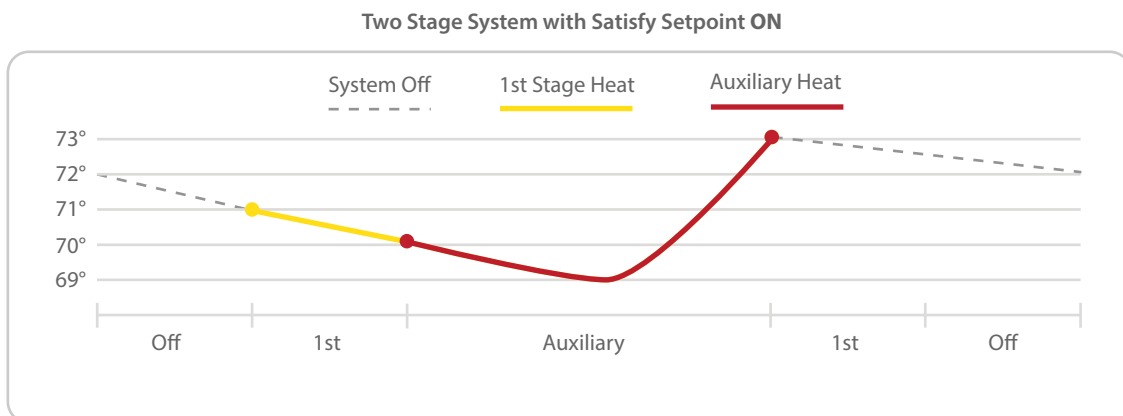
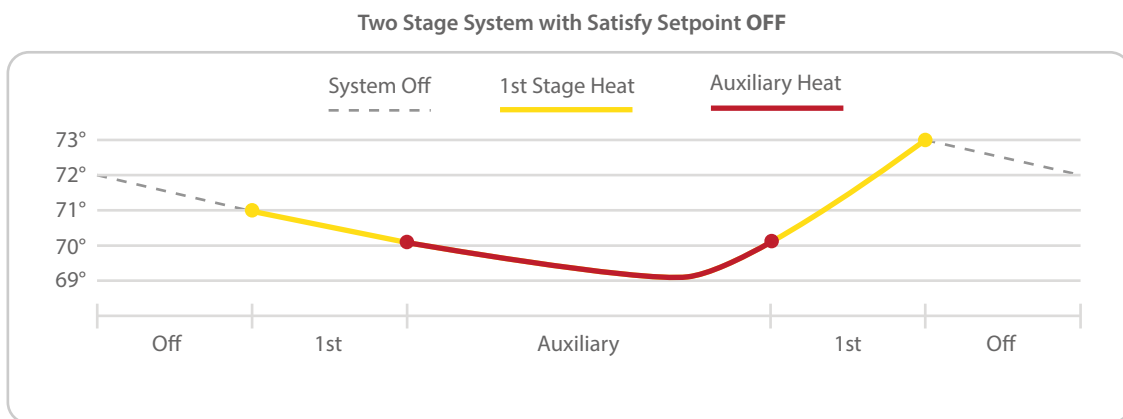
## Satisfy Setpoint

Models T621-2, T625-2, T715, T721, T721i, T725, T751, T755, T755S, T855, T855SH, T855iSH

Satisfy Setpoint allows the thermostats to keep additional stages of heat or cool energized until the setpoint is satisfied. This will increase equipment longevity and maximize the use of all stages until the desired temperature is reached and prevents the system from drooping.

The examples below illustrate a two-stage system in heat mode. If a thermostat setpoint is 72° and there is a 1° swing setting, when the auxiliary is energized both stages will remain on until the temperature reaches 73°. If the system uses gas auxiliary the heat pump will not remain on.

**See graph below.**

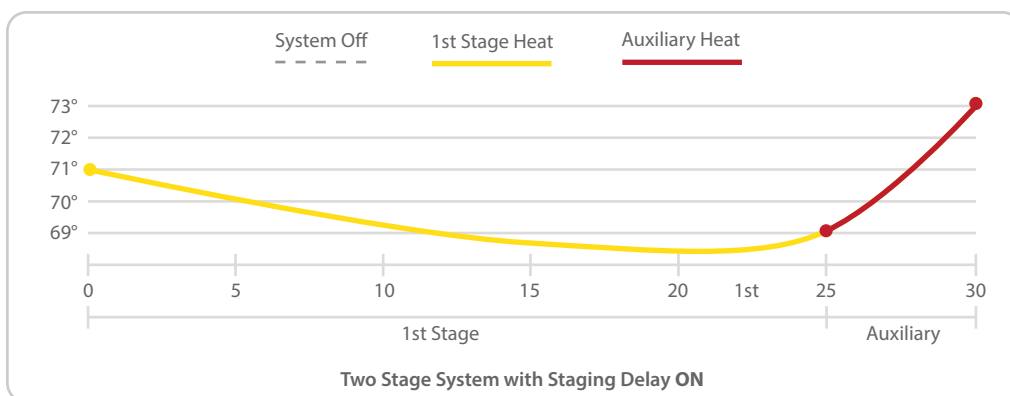
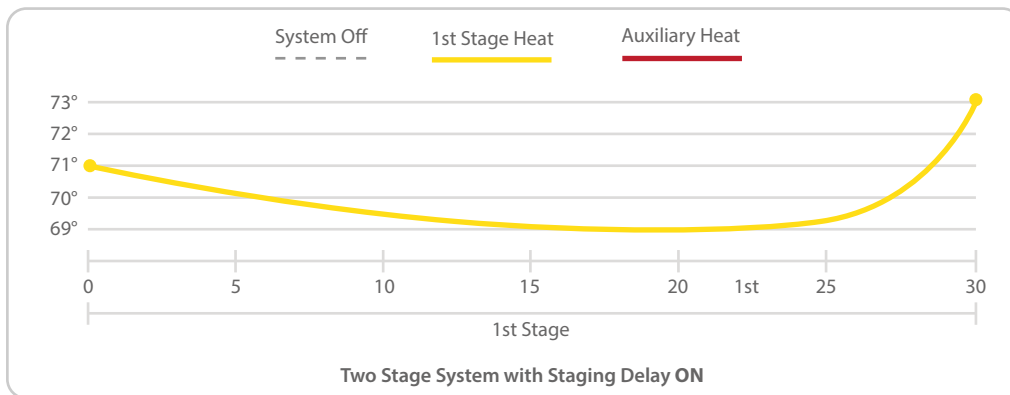
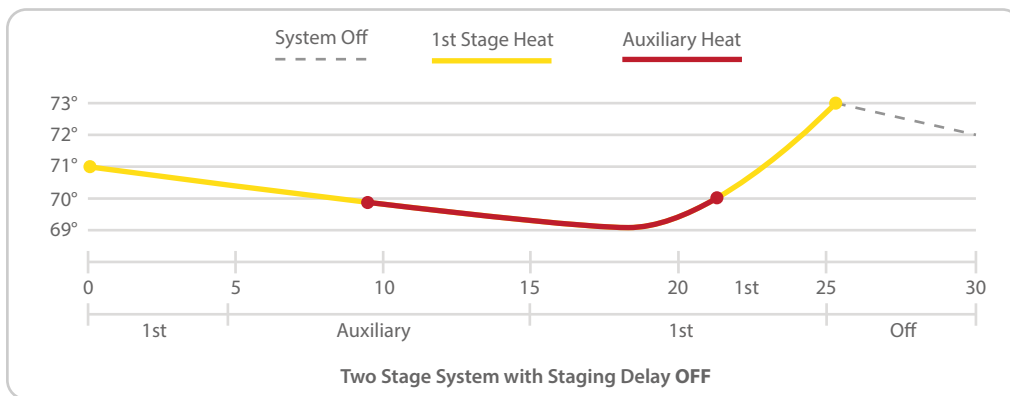


# Staging Delay

Models T621-2, T715, T721, T721i, T725, T755, T755S, T855, T855SH, T855iSH

Staging Delay is an optional and adjustable feature which allows you to set a delay to occur when there is a call for additional stages of heat or cool. The delay can be set from OFF to 5, 10, 15, 30, 45, 60 or 90.

This feature delays the second and third stage of heat and cool needed. This allows the previous stage extra time to satisfy setpoint. The technician can choose between a 0, 5, 10, 15, 30, 45, 60, and 90 minute delay. The examples below illustrate a two-stage system in heat mode with a 20 minute staging delay. In moderate temperatures the system is able to recuperate without engaging auxiliary. In extreme temperatures the auxiliary is still needed and kicks in after the 20 minute staging delay is over.





## CONTACT US

---



1-800-PRO1-559 (776-1559)



[www.pro1iaq.com](http://www.pro1iaq.com)



[customerservice@pro1iaq.com](mailto:customerservice@pro1iaq.com)



Scan Here